

# Influence of Fertilization on Maize in Different Nutrient Classes on Jeneponto and Gowa District, South Sulawesi Regency, Indonesia

Marthen P. Sirappa (Corresponding Author)

Researchers of West Sulawesi Assessment Institute for Agricultural Technology

Jln. H. Abdul Malik Pattana Endeng, Mamuju 91512,

Komplek Perkantoran Gubernur Pemerintah Provinsi Sulawesi Barat.

E-mail : mpsirappa@gmail.com; mpsirappa\_64@yahoo.co.id

Peter Tandisau

Researchers of South Sulawesi Assessment Institute for Agricultural Technology

Jln. Perintis Kemerdekaan KM 17.5, Sudiang, Makassar.

Muhtar

Researchers of West Sulawesi Assessment Institute for Agricultural Technology

Jln. H. Abdul Malik Pattana Endeng, Mamuju 91512

Komplek Perkantoran Gubernur Pemerintah Provinsi Sulawesi Barat.

Received: October 23, 2017

Accepted: November 7, 2017

doi:10.5296/jas.v6i1.12275

URL: <https://doi.org/10.5296/jas.v6i1.12275>

## Abstract

The field experiment was conducted on dry land in two location, that Jeneponto district and Gowa district, South Sulawesi regency by using single location approach. The aims of this research are (1) to determine the critical values of N, P and K for maize, and (2) to determine the rate of fertilizer on maize in the different classes of soil nutrient. Treatments were arrangement as a split-plot in randomized complete block design with three replications. Main plot were soil nutrient classes (low, moderate and high of N, P and K) and subplot were the rate of fertilizer of N, P and K. The results indicated that the critical values of total soil

nitrogen for maize on Entisols (*Thypic Ustorthents*), Inceptisols (*Oxic Haplustepts*) and Vertisols (*Typic Haplusterts*) by using Cate-Nelson Method are 0.15, 0.15 and 0.11% N, respectively. Thus, the critical values of P and K for maize on Alfisols (*Typic Rhodustalfs*) are 0.32 ppm P, 85 mg P/100 g, 0.42 ppm P and 1.04 ppm P for each Mechlich, HCl 25 %, Bray-1 and Bray-2 extraction, respectively. 0.37 me K 100 g<sup>-1</sup>, 0.55 me K 100/g, 178 ppm P, 213 ppm P for each NH<sub>4</sub>OAc pH 4.8, NH<sub>4</sub>OAc pH 7, Bray-1 and Olsen extractions, respectively. Rate of nitrogen fertilizer on Entisols, Inceptisols and Vertisols soil in Jeneponto district which gave the highest maize yield reached of fertilizer 180 kg N/ha for low class, 120 - 180 kg N/ha for moderate class, and 60 - 120 kg N/ha for high class of N total, while the rate of P fertilizer for the low and moderate P class of 160 kg P/ha and 40-80 kg P/ha for high P class. While the rate fertilizer of K for low K class of 80 – 160 kg K/ha, moderate K class of 40 – 80 kg K/ha, and high K class of 20 – 40 kg K/ ha on Alfisols soil in Gowa district.

**Keywords:** critical values, classes of soil nutrient, fertilizer dose, maize, dry land.

## 1. Introduction

Maize is the second most important cereal crop after rice, indicated by the percentage of area planted to maize. Maize has a very strategic role, both in food security system as well as its role as the driving wheel national economy. In addition to its role as food for some Indonesian society, also contribute to the availability of maize protein because maize to feed raw materials livestock. Demand of maize for food, feed, and industrial needs more in the five years forward is projected to increase along with continued population increase and also increased income and purchasing power (Director General for Food Crops, 2016).

The area planted to maize was about 19 % of the total area planted to food crop during 1970-2000 (Kasryno, 2002). The demand for maize for food and feed is steadily increasing. For the last three decades (1970-2000), production of maize in Indonesia steadily increased from 2.82 million tons in 1970 to about 9.34 million tons in 2000, growing at a rate of 4.07% per year (Swastika, 2002). This considerable production growth, however, failed to meet its domestic demand, causing a rapid increase in the net import since 1976.

Maize productivity in the last five years (2010-2015) increased by an average 1.14% per year, which in 2010 amounted to 4.57 t/ha to 4.89 t/ha in 2014 (Central Bureau of Statistics, 2015). According to Director General for Food Crops (2016), the target of maize production in the next 5 years (2015-2019) grew by 4.91- 5.12%, ie. from 19.83 million tons in 2015 to 27.80 million tons in 2019.

In the tropics, soil are often highly leached and acidic, and suffer multiple deficiencies of nutrients. Because of the low fertility status of such soils, productivity is quite low. Furthermore, environmental factors, such as the length of the day season and erratic rainfall, can have positive or negative interactions with nutrient elements, which complicate the situation considerably. Poor of inbalanced fertilizer practice can further exacerbate the problem. Because the crop may be suffering from a number of nutrient deficiencies, complicated by interactions with other controllable or uncontrollable factors (Sumner and

Hylton, 1994).

Nitrogen, phosphorus, and potassium are the macro nutrients which became limited factor for increasing yield. Edmeades et al. (1994) reported that 90 % of maize planted in tropics area on dry land could increase of yield with use of nitrogen fertilizer. According to Halliday and Trankel (1992), nitrogen is generally needed of maize in large amount, it is 120 – 180 kg N/ha, however, on cultivate layer is a little amount (0.02 – 0.4 %) (Black, 1976) so must give nitrogen fertilizer for reach highest yield.

Phosphorus is the second important of macro nutrient after nitrogen (Otani dan Ae, 1996), and often called as prime key in sustainable agricultural. Phosphorus was added in the soil only small which using (about 10-20%) compared to N and K nutrient, and great which absorption, that is 100 - 1,000 times of P soluble (Mengel and Kirkby, 1978). Critical value of P for maize in soil is 20 ppm P (Fathan et al., 1988).

Potassium is an essential element for the plant growth, and it's required in large quantities for the metabolic processes of the plant. For produce 6 t/ha of grains, the maize plants have to absorb a total of 120, 20 and 150 kg/ha for nitrogen, phosphorus, and potassium, respectively.

According to Beringen (1980), potassium plays a very important role in biophysical and biochemical processes of the plants. Included in the biophysical processes the regulation of the osmotic potential, spesifically on the work mechanism of the guard cells of the stomata. While in the biochemical processes include the regulation of the enzyme activities, such those involve in starch formation, translocation of nutrients and protein synthesis (Wallingford, 1980). Commonly, the plants absorb, as much as 1-2 % of the total available potassium from the soil (Pratt, 1965).

Critical values of N, P and K nutrient for maize are 0.10% and 0.17 %, 20 ppm P, and 0.30 me/100 g, respectively (Fathan et al., 1988; Baynes and Walmsley *in* Sanchez, 1976). According to Sirappa and Tandisau (2015), critical threshold values obtained with the K nutrient by Cate-Nelson graphical method are 0.3 me/100 g, 0.35 me/100 g, 178 ppm, and 213 ppm, respectively for extrantants NH<sub>4</sub>OAc pH 4.8, NH<sub>4</sub>OAc pH 7, Bray-1 and Olsen. Trehan et al. (2001) reported that the knowledge of nutrient deficiency symptoms is a prerequisite for balanced plant nutrition. Nutrient depletion of maize in South Sulawesi has limited the area's yield potential and profitability. This balanced fertilization study examines the impact of applied nutrients and provides recommendation that more closely match crop requirement.

The objectives of experiments were: (1) to determine critical values of N, P and K for maize, and (2) to determine the rate of N, P and K fertilizer on maize in the various classes of soil nutrient.

## 2. Materials and Methods

Field study was conducted on dry land during 2 years. Research of N nutrient was carry out in Jeneponto on the first years, while the experiments of P and K nutrient was carry out in Gowa on second years. The research was doing by single location approach. Treatments on each research were set as a split-plot in randomized complete block design with three replications. Main plots was soil nutrient class (low, moderate and high) of N, P and K, and subplots the rate of N, P and K fertilizer, ie. 0, 60, 120 and 180 kg N/ha and 0, 20, 40, 80 and 160 kg P and K/ha. Plant indicator was used on the study is a maize of Bisma variety. The critical values of N, P and K was determine by using Cate-Nelson method.

The dominant soil type which found is Regosol, Mediteran and Grumusol (Team Survey of South Sulawesi Agricultural, 1969). Results of profile description by using Keys to Soil Taxonomy are classified on Entisols (*Typic Ustorhents*), Inceptisols (*Oxic Haplustepts*) and Vertisols (*Typic Haplusterts*) in Jeneponto district, and Alfisols (*Typic Rhodustalfs*) in Gowa district, South Sulawesi regency, Indonesia.

## 3. Results and Discussions

### 3.1 Critical Values of N, P and K Nutrient for Maize

Critical values of N, P and K for maize by using Cate-Nelson Method showed in Table1. The critical values of N on Entisols, Inceptisols and Vertisols soil types in Jeneponto district are 0.15 % N, 0.15 % N and 0.11% N, respectively. In Gowa district, on Alfisols soil, the critical values of P by using several extraction methods are 0.32 ppm P; 85 me P/100 g; 0.42 ppm P and 1.04 ppm P for Mechlish, HCl 25 %, Bray-1 and Bray-2 extraction methods, respectively; and 0.37 me K/100 g, 0.55 me K/100 g, 178 ppm K and 213 ppm K, for respectively NH<sub>4</sub>OAc pH 4.8, NH<sub>4</sub>OAc pH 7, Bray-1, and Olsen extaction method. Fathan et al. (1988) reported that the critical values of N, P and K for maize were 0.10% N, 20 ppm P and 0.30 me K/100 g, respectively as per above mentioned extraction methods.

Table 1. The critical values of N, P and K nutrient for maize on selected soil type in South Sulawesi Regency

Nutrient	Soil Type/Location	Extraction Method	Unit	Critical Value
N	Entisols/Jeneponto district	Kjeldahl	%	0.15
	Inceptisols/Jeneponto district	Kejldahl	%	0.15
	Vertisols/Jeneponto district	Kejldahl	%	0.11

P	Alfisols/Gowa district	Mechlish	ppm	0.32
		HCl 25 %	me P/100 g	85.00
		Bray-1	ppm	0,42
		Bray-2	ppm	1,04
K	Alfisols/Gowa district	NH <sub>4</sub> OAc pH 4.8	me K/100 g	0.37
		NH <sub>4</sub> OAc pH 7	me K/100 g	0.35
		Bray-1	ppm	178.00
		Olsen	ppm	213.00

### 3.2 Response of Maize to N, P and K Fertilization

Response of maize to nitrogen fertilizer on each nitrogen class showing significant effect to means of dry shell yield of maize, showed in Table 2. Nitrogen fertilizer on Entisols, Inceptisols and Vertisols in Jeneponto district which gave the higher maize yield reached of fertilizer 180 kg N/ha for low class, 120 -180 kg N/ha for moderate class, and 60 - 120 kg N/ha for high class of N total.

Result of research Sirappa et al. (2002) found that nitrogen fertilization at a rate of 120 kg N/ha, equivalent to 260 kg urea/ha on dry land with a concentration of total N was very low to moderate and soil types Inceptisols, able to deliver results shelled 6-7 t/ha. Furthermore Sirappa et al. (2003) and Sirappa and Tandisau (2004) reported that corn yields highest in three types of soil (Entisol, Inceptisols and Vertisols) respectively obtained at fertilization with a rate of 120 kg N, 80 kg P<sub>2</sub>O<sub>5</sub> and 80 kg K<sub>2</sub>O/ha, equivalent to 260 kg urea, 220 kg SP-36 and 130 kg KCl/ha, see in Figure 1 (a), (b) and (c).

Table 2. Mean of maize yield on several rate of N fertilizer and total N class on Entisols, Inceptisols and Vertisols in Jeneponto district, South Sulawesi regency

Soil type/ Nutrient status	Maize yield w.c 12% (t/ha)			
	0	60	120	180
	..... (kg N/ha) .....			
Entisols :				
- low	3.31	5.79	6.98	7.11
- moderate	4.45	6.35	6.93	6.95
- high	5.49	6.51	7.00	6.45
Inceptisols :				
- low	3.53	5.54	6.32	6.79
- moderate	4.85	5.88	6.83	6.84
- high	5.39	6.77	7.13	6.83
Vertisols :				
- low	3.08	5.56	6.73	7.33
- moderate	4.40	6.11	7.05	7.14
- high	5.30	6.75	6.95	6.64

Remarks: low : < 0.12 %; moderate : 0.12 – 0.15 %; high : > 0.15 %

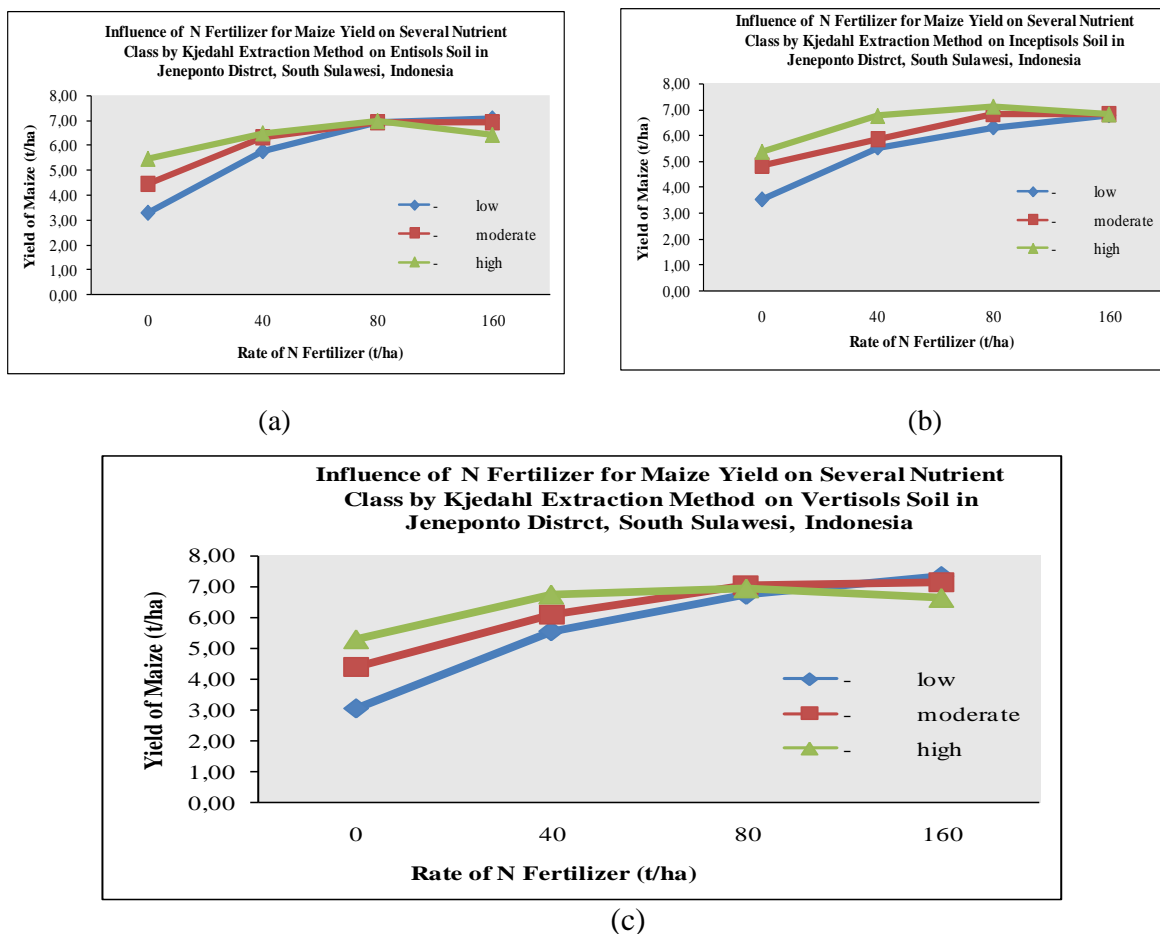


Figure 1. Influence of N fertilizer for maize yield on several nutrient class by Kjeldahl Extraction method on Entisols (a), Inceptisols (b) and Vertisols (c) soils in Jeneponto District

Maize yield response to phosphorus and potassium fertilizer on each P and K classes showed in Table 3. This table indicated that the higher yield of maize was reached on rate of P fertilizer for the low and moderate P class of 160 kg P/ha and 40 – 80 kg P/ha for high P class (Figure 2). While for K nutrient status, the rate of K fertilizer which give the higher yield of maize for low K class of 80 – 160 kg K/ha, 40 – 80 kg K/ha for moderate K class, and 20 – 40 kg K/ha for high K class in Alfisols soil in Gowa District (Figure 3). Sirappa and Tandisau (2015) was reported too that K fertilization for Lamuru variety on low class nutrient is 80 kg K/ha is sufficient.

Table 3. The rate of P and K fertilizer effect for maize yield on several nutrient class on Alfisols soil in Gowa District, South Sulawesi Regency

P and K extraction/ P and K nutrient status	Maize yield w.c. 12% (t/ha)				
	0	20	40	80	160
	..... Rate of P and K fertilizer (kg P/ha, K/ha) .....				
<i>- HCL 25%<sup>a)</sup> :</i>					
- Low-P	0.45	0.85	1.71	2.75	3.64
- Moderate-P	1.25	2.07	3.21	4.03	4.12
- High-P	2.02	3.14	4.88	4.81	4.25
<i>- Bray-2<sup>b)</sup> :</i>					
- Low-P	0.74	1.32	2.35	3.46	3.80
- Moderate-P	1.26	2.15	3.43	3.85	4.10
- High-P	1.98	2.94	4.46	4.72	4.28
<i>- NH<sub>4</sub>OAc pH 7<sup>c)</sup> :</i>					
- Low-K	3.57	4.01	4.89	5.05	4.55
- Moderate-K	4.24	4.69	4.79	4.85	4.49
- High-K	5.13	5.27	5.27	5.25	4.78



- Olsen <sup>d)</sup> :

	3.48	3.93	4.77	5.03	4.53
- Low-K					
- Moderate-K	4.44	4.88	5.06	4.87	4.50
- High-K	5.14	5.31	4.83	5.05	4.78

Remarks: <sup>a)</sup> low : < 65 mg P/100g; moderate : 65 – 90 mg P/100 g; high : > 90 mg P/100 g

<sup>b)</sup> low : < 0.6 ppm; moderate : 0.6 – 1.2 ppm; high : > 1.2 ppm

<sup>c)</sup> low : < 0.4 mg K/100 g; moderate: 0.4 -0.6 mg K/100 g; high : > 0.6 mg K/100 g

<sup>d)</sup> low : < 215 ppm; moderate : 215 – 250 ppm; high : > 250 ppm

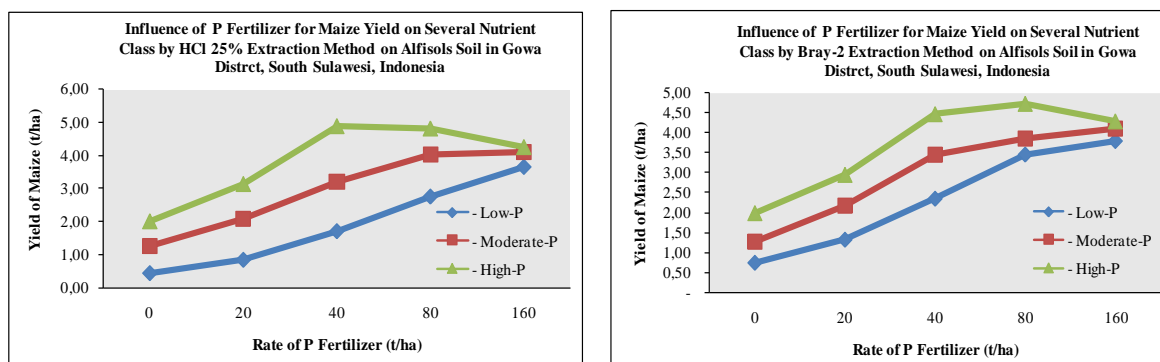


Figure 2. Influence of P fertilizer for maize yield on several nutrient class by HCl 25% and Bray-2 extraction methods on Alfisols soil in Gowa District

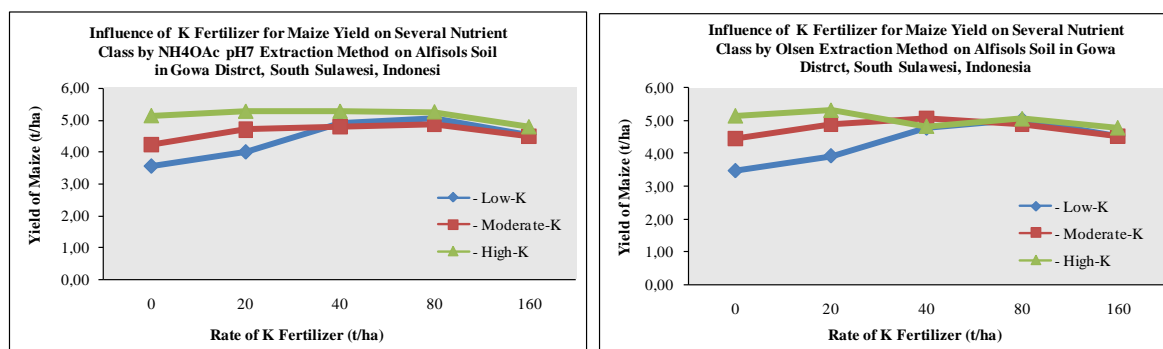


Figure 3. Influence of K fertilizer for maize yield on several nutrient class by NH<sub>4</sub>OAc pH 7 and Olsen extraction methods on Alfisols soil in Gowa District

Sirappa and Nurdin (2010), Sirappa et al. (2012) reported that N, P and K fertilization with rate 300 kg urea, 200 kg SP-36 and 50 kg KCl/ha combined with 2 ton manure was give the highest yield of maize about 4,5 – 8.6 t/ha. According to Widjaja-Adhi (1993, 1996), to determine the optimum dose of the preparation needs to be done recommended rate using response curve fertilization. Based on this curve, optimum K fertilizer is determined by following the laws of economics. Recommended rate of fertilizer is fertilizer to achieve optimum results. Optimum fertilizer usually occur when crop reaches 90% maximum yield (Affandi et al., 2001).

#### 4. Conclutions

- The critical values of total soil nitrogen for maize on Entisols (*Thypic Ustorthents*), Inceptisols (*Oxic Haplustepts*) and Vertisols (*Typic Haplusterts*) by using Cate-Nelson Method are 0.15, 0.15 and 0.11% N, respectively. The critical values of P and K for maize on Alfisols (*Typic Rhodustalfs*) are 0.32 ppm P, 85 mg P/100 g, 0.42 ppm P and 1.04 ppm P for each Mechlish, HCl 25 %, Bray-1 and Bray-2 extraction, respectively, and 0.37 me K/100 g, 0.55 me K/100 g, 178 ppm P, 213 ppm P for each NH<sub>4</sub>OAc pH 4.8, NH<sub>4</sub>OAc pH 7, Bray-1 and Olsen extractions, respectively.
- Rate of nitrogen fertilizer on Entisols, Inceptisols and Vertisols soil in Jeneponto district which gave the highest maize yield reached of fertilizer 180 kg N/ha for low class, 120 -180 kg N/ha for moderate class, and 60 - 120 kg N/ha for high class of N total, while the rate of P fertilizer for the low and moderate P class of 160 kg P/ha and 40-80 kg P/ha for high P class, while the rate fertilizer of K for low K class of 80 – 160 kg K/ha, moderate K class of 40 – 80 kg K/ha, and high K class of 20 – 40 kg K/ha on Alfisols soil in Gowa district .

#### References

- Affandi, D. N., Rochayati, Sri., & Sulaiman. (2001). Technical Guidelines for Soil Test Calibration Hara P and K in Dryland of Maize (*Zea mays* L.). Research and Development Center of Land and Agro-climate Beringer, H. 1980. The role of Potassium in Crop Production. Proc. of the International Seminar on Potassium. Nov. 1979. Pretoria, Rep. of South Africa. FSSA Publ. No. 75.
- Black, C. A. (1976). Soil-Plant Relationships. John Wiley & Sons, New York.
- Central Bureau of Statistics. (2015). Statistics of Indonesia. Central Bureau of Statistics
- Director General for Food Crops. (2016). Technical Guidelines Development Movement of Maize Hybrids in 2016. Director General for Food Crops. Ministry of Agriculture. p. 62.
- Edmeades, G., Lafitte, H. R., Balanos, J., Chapman, S., Banziger, M., & Deutsch, J. (1994). Developing Maize Program Special Report. CIMMYT. D.F.Mexico.
- Fathan, R., Rahardjo, M., & Makarim, A. K. (1988). Corn Nutrient. p. 67-80. *In* Subandi, Syamdan Widjono (ed.). Corn. Center of Research dan Develoment Food Crop, Bogor.
- Halliday, D. J., & Trenkel, M. E. (1992). IFA World Fertilizer Use manual. International

Fertilizer Industry Association, Paris.

Kasryono, F. (2002). The Progress Of World Maize Production and Consumption for the Last Four Decades, and Its Implications to Indonesia). Paper Presented at One Day Seminar on MaizeAgribusinessin Bogor, 24 June 2002. AARD, Jakarta.

Mengel, K., & Kirkby, E. A. (1978). Principles of Plant Nutrition. International Potash Institute, Switzerland.

Otani, T., & Noriharu Ae. (1996). Phosphorus (P) Uptake Mechanism of Crops Grown in Soils with Low P Status: I. Screening of Crops for Efficient P Uptake. *Soil Sci. Plant Nutr.* 42(1), 155-163. <https://doi.org/10.1080/00380768.1996.10414699>

Pratt, P. F. (1965). Potassium. P. 1022-1-30. In C.A. Black (Ed.) Methods of Soil Analysis. Parts. Am. Soc. Agron. Inc. Publ. Madison, USA.

Sanchez, P. A. (1976). Properties and Management of Soil in the Tropics. John Wiley and Sons, New York.

Sirappa, M. P. (2001). Calibration Test Soil Nitrogen and Nitrogen Fertilization Preparation Recommendations for Corn Plant. Journal of Studies and Development Tech. *Agriculture*, 4(1), January 2001. Puslitbangsosek Agriculture.

Sirappa, M. P., & Rieuwpassa, A. J., & Nurdin, M. (2012). Pertumbuhan dan Hasil Tiga Varietas Jagung pada Pemupukan NPK Phonska dan Pupuk Kandang Ayam di Lahan Kering Provinsi Maluku.

Sirappa, M. P., & Tandisau, P. (2015). Ascertainment of K Nutrient Availability Class for Maize by several Methods. *Jurnal Tanah Tropika (Journal of Tropical Soil)*, 20(1), 21-27. Department of Soil Science Faculty of Agriculture, the University of Lampung and Indonesia Society for Soil Science Region Commissariat Lampung.

Sirappa, M. P., & Tandisau, P. (2004). Critical Values and Corn Yield Response to N, P and K Fertilization in the South Sulawesi Dry Land. *Jurnal Agrivigor*, 3(3), 233-240. Jurusan Budidaya Pertanian, Fakultas Pertanian dan Kehutanan Universitas Hasanuddin.

Sirappa, M. P., & Nurdin, M. (2010). Tanggapan varietas Jagung Hibrida dan Komposit pada Pemberian Pupuk Tunggal N, P dan K dan Pupuk Kandang di Lahan Kering. *Jurnal Agrotropika*, 15(2), 49-55. Jurusan Budidaya Fakultas Pertanian Universitas Lampung.

Sirappa, M. P., Razak, N., & Tabrang, H. (2002). Pengaruh Pemupukan Nitrogen terhadap Hasil Jagung pada Berbagai Kelas N Tanah Inceptisols Jenepono. *Jurnal Agrivigor*, 2(1), 72-77. Jurusan Budidaya Pertanian, Fakultas Pertanian dan Kehutanan Universitas Hasanuddin.

Sirappa, M. P., Tandisau, P., & Susanto, A. N. (2003). Penentuan Status Hara dan Dosis Rekomendasi Pupuk K untuk Tanaman Jagung pada Lahan Kering. *Jurnal Tanah dan Air*, 4 (1) :11-19. Jurusan Ilmu Tanah, Fakultas Pertanian UPN Veteran Yogyakarta.

Sumner, M. E., & Hylton, K. (1994). A Diagnostic Approach to Solving Soil Fertility

Problem in The Tropics. In J.K. Syers and D.L. Rimmer (ed.). Soil science and Sustainable Land Management in The Tropics. CABI, *British Soc. of Soil Sci.*, 215-234.

Soil Survey Staff. (1998). Keys to Soil Taxonomy. 8<sup>th</sup> Edition. United States Department of Agriculture.

Swastika, D. K. S. (2002). Maize Self-Sufficiency in Indonesia: The Past 30 Years and Future Prospects. *Jurnal Litbang Pertanian*, 21(3), 75-83.

Tandisau, P., Sirappa, M. P., Nuraedah, D, Yahya, P. & Pasaung, D. (2003). Calibration Research of K Nutrient Test on Maize Dryland in South Sulawesi. Research Report, AIAT of South Sulawesi (Unpublish).

Team Survey Pertanian Sulawesi Selatan. (1969). Survey Dasar dalam Rangka Pembangunan Pertanian Sulawesi Selatan 1967. Lembaga Penelitian Tanah Bogor. No.2/1969, Jilid II A dan II B.

Trehan, S. P., Ray, S. K. & Sharma, R. C. (2001). Potato Variety Differences in Nutrient Deficiency Symptoms and Response to NPK. *Better Crops International*, 15(1), 18-21.

Wallingford, W. (1980). Function of Potassium in Plants. In: Potassium for Agriculture. A Situation Analysis. Potash and Phosphate Inst. Atlanta., 10-27.

Widjaja-Adhi, IPG. (1993). Formulating Soil Testing and Fertilizer Recommendation. *IARD Journal* 15(4), 71-80. IARD, Ministry of Agriculture.

Widjaja-Adhi, IPG. (1996). Use of Soil Testing and Analysis Leaves as Fertilizer Recommendation Base. In Fertilization Optimization Training. Institutional Development Project Agricultural Research and Development in collaboration with the Faculty of Agriculture, Bogor Agricultural University, 19 to 31 January 1996.

### **Copyright Disclaimer**

Copyright for this article is retained by the author(s), with first publication rights granted to the journal.

This is an open-access article distributed under the terms and conditions of the Creative Commons Attribution license (<http://creativecommons.org/licenses/by/4.0/>).